

# Cost of Capital in the Current Environment

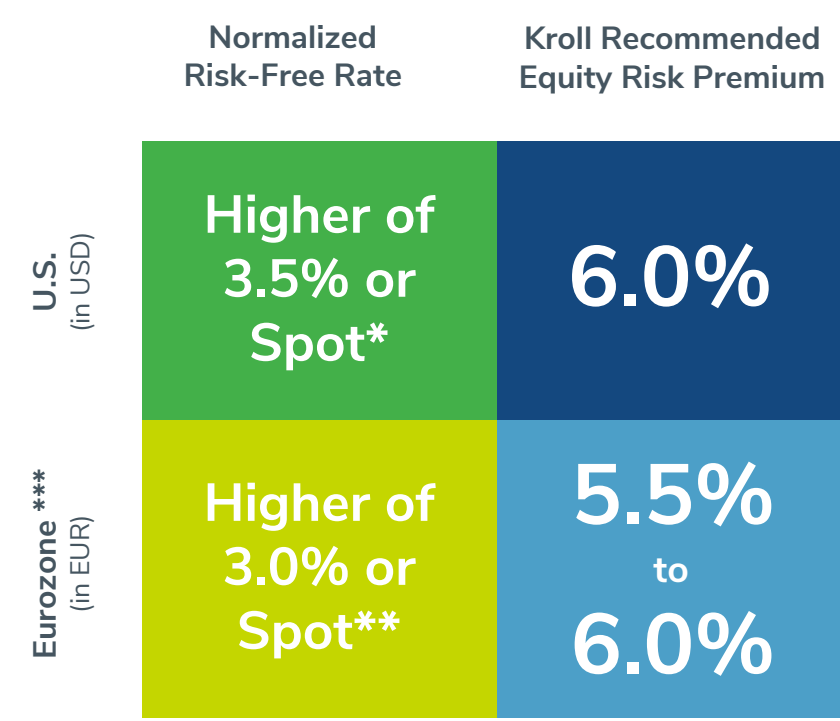
Update – October 2022

Major central banks continue to raise interest rates to tame stubbornly-high inflation, which has reached levels not seen in 30 to 40 years in some countries, with Germany reaching a 70-year record high. Economists have severely downgraded real growth expectations for 2022 and 2023, with several countries expected to experience a recessionary period. Global financial markets are trying to ascertain if central banks will manage a soft landing while trying to get inflation under control. Amidst this highly uncertain environment, cost of capital inputs have risen relative to the beginning of 2022 and are approaching the height of the pandemic.

Carla S. Nunes, CFA – Managing Director, Kroll

## Kroll Cost of Capital Inputs

Data as of October 24, 2022



\* We recommend using the spot 20-year U.S. Treasury yield as the proxy for the risk-free rate, if the prevailing yield as of the valuation date is higher than our recommended U.S. normalized risk-free rate of 3.5%. This guidance is effective when developing USD-denominated discount rates as of June 15, 2022, and thereafter.

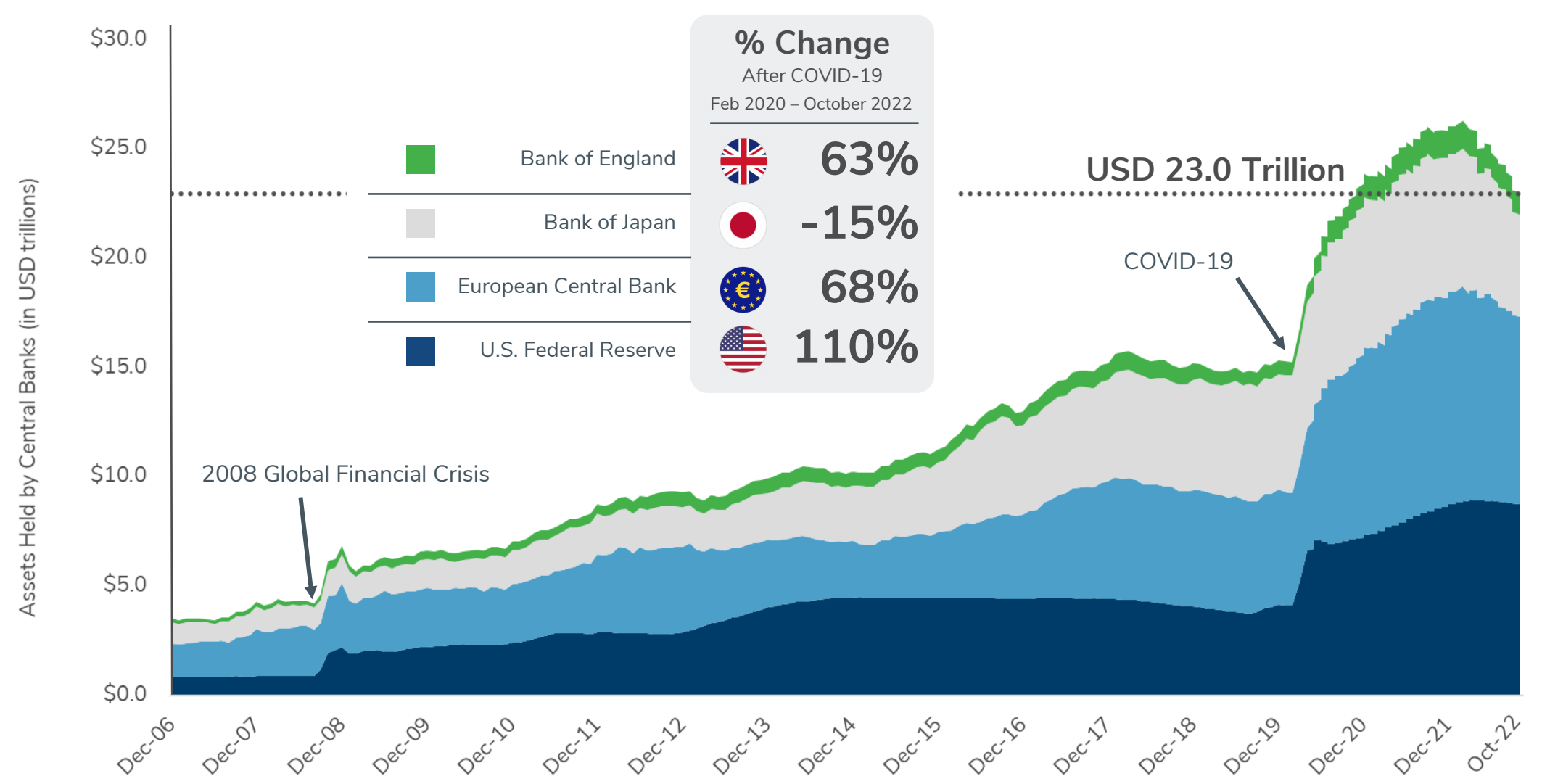
\*\* We recommend using the spot 15-year German government bond yield as the proxy for the risk-free rate, if the prevailing yield as of the valuation date is higher than our recommended German normalized risk-free rate of 3.0%. This guidance is effective when developing EUR-denominated discount rates as of October 18, 2022, and thereafter.

\*\*\* German normalized risk-free rate and Eurozone equity risk premium (ERP) for use in EUR-denominated discount rates from a German investor perspective. Our current ERP recommendation is at the top of the range. Additional country risk adjustments may be warranted when estimating discount rates for other countries in the Eurozone.

For more information, visit: <https://www.kroll.com/costofcapitalnavigator>

## Total Assets Held by Major Central Banks Over Time

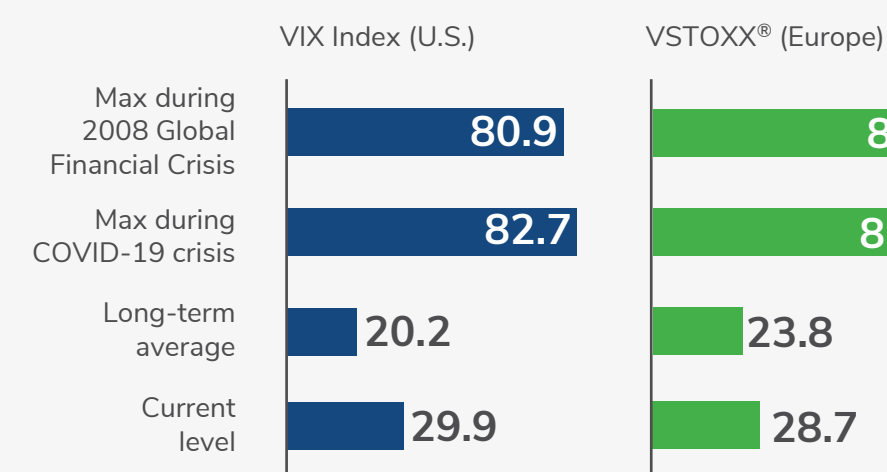
Data as of October 24, 2022



Sources: Capital IQ, FRED® Economic Data, Bank of England, Bank of Japan and European Central Bank

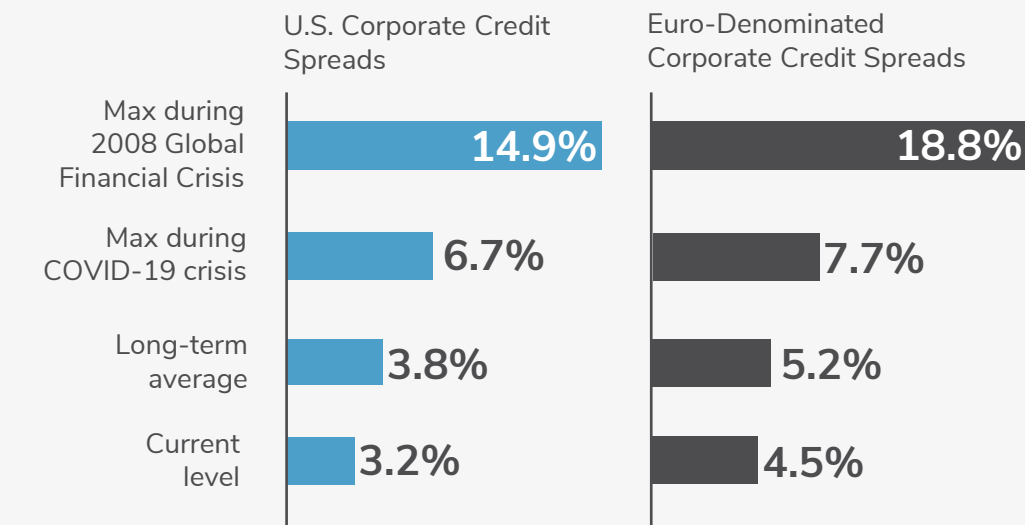
## Global Market Volatility

Data as of October 24, 2022



## Global Credit Spreads

Data as of October 24, 2022




Sources: Capital IQ, FRED® Economic Data, Morningstar Direct

U.S. corporate credit spreads are based on the difference in effective yields between the ICE BofA U.S. High Yield Index and the ICE BofA U.S. Corporate Index. Euro-denominated corporate credit spreads are based on the difference in effective yields between the Bloomberg Barclays Euro Aggregate Corporate Bond Index and the Bloomberg Barclays Euro Aggregate Corporate Bond Index. Long-term averages are based on 1995 to present for VIX daily series, 1999 to present for VSTOXX daily series, 1996 to present for U.S. credit spread daily series, and 1998 to present for EUR-denominated credit spread monthly series.

## Global 10-Year Government Bond Yields

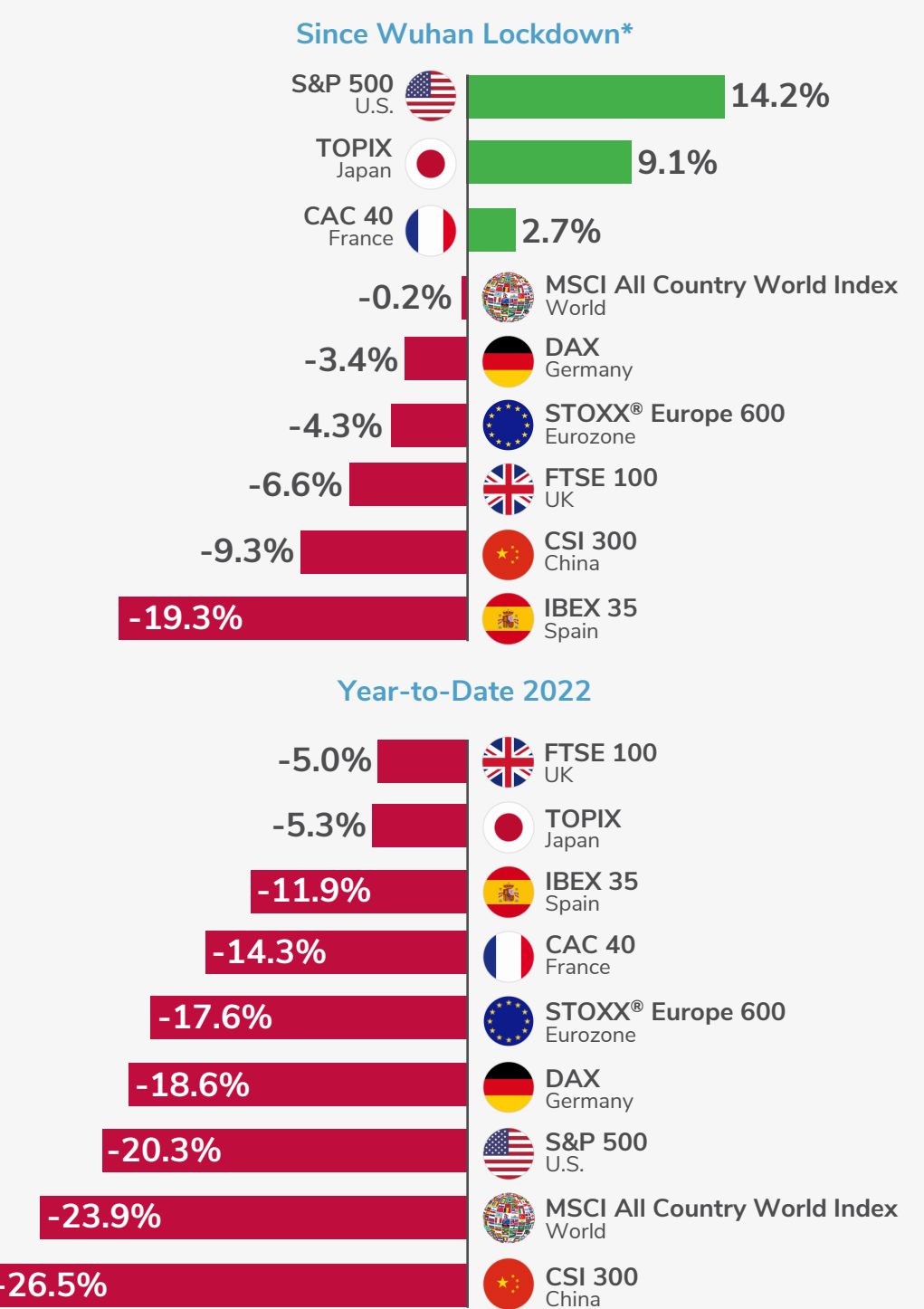
Data as of October 24, 2022



Sources: Bloomberg (Brazil, India), European Central Bank (Eurozone aggregate yield) and Capital IQ (other countries)

## Stock Market Performance

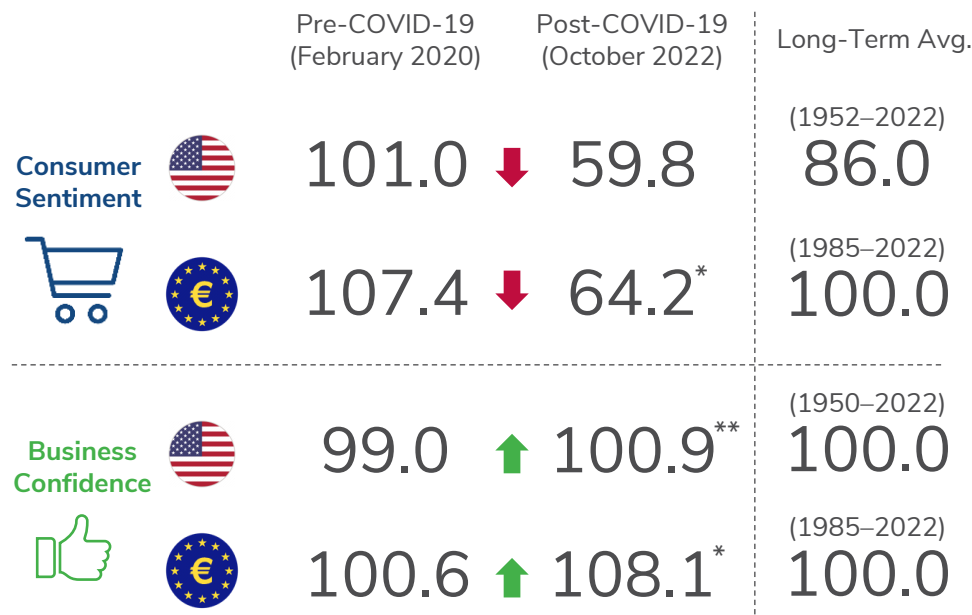
Data as of October 24, 2022



\*The first lockdown due to COVID-19 began on January 23, 2020, in Wuhan, China.

## U.S. and Eurozone Consumer Sentiment vs. Business Confidence

Data as of October 2022



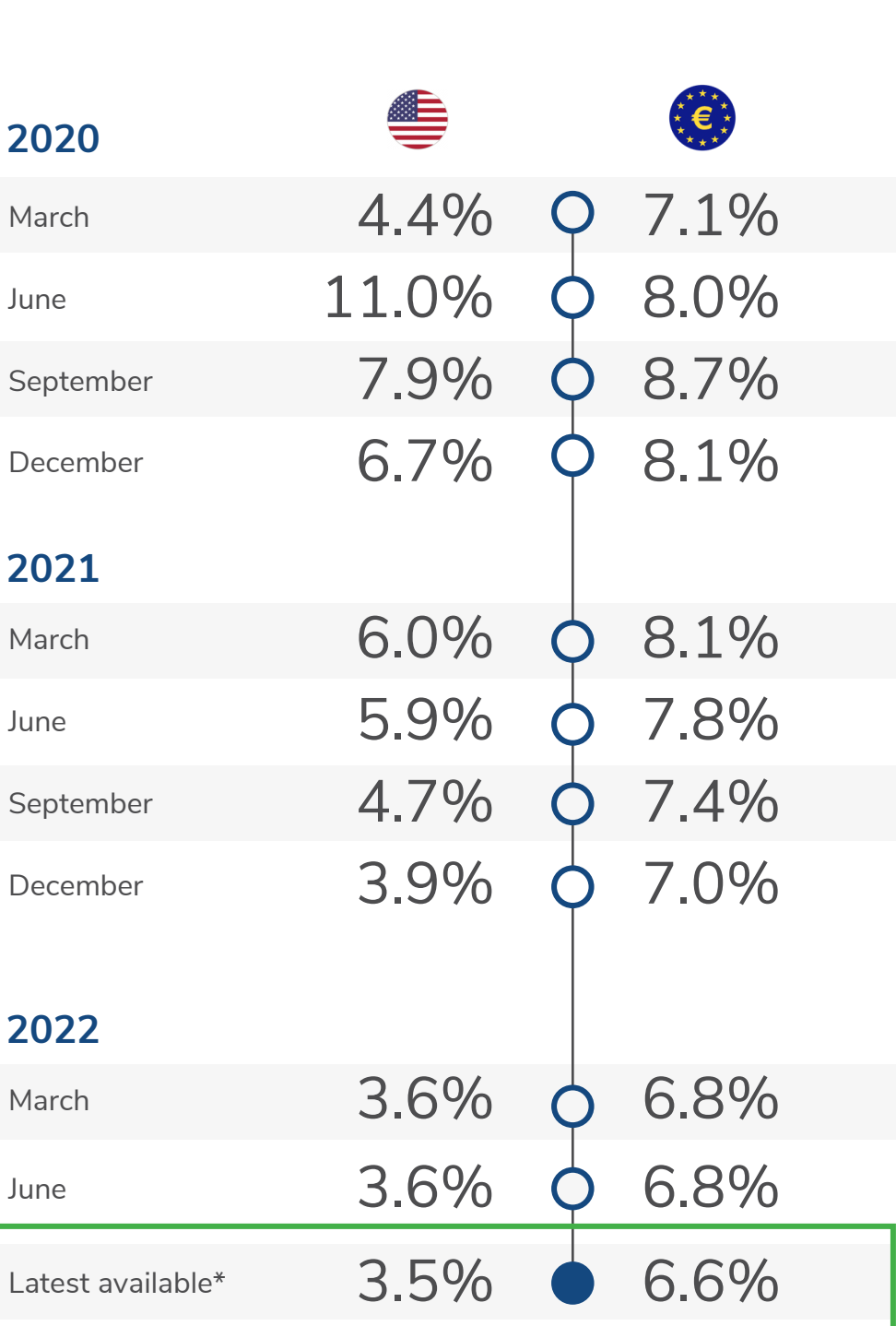
\* Data as of September 2022

\*\* Data as of August 2022

Sources: Michigan University's Index of Consumer Sentiment (updated through October 2022), OECD's Business Confidence Index and European Commission business and consumer surveys. [The same methodology that the European Commission uses to standardize its Economic Sentiment Indicator (ESI) was applied to the Eurozone Consumer Confidence and Business Climate Indicator series.]

## U.S. vs. Eurozone Unemployment Rate

Data as of October 2022

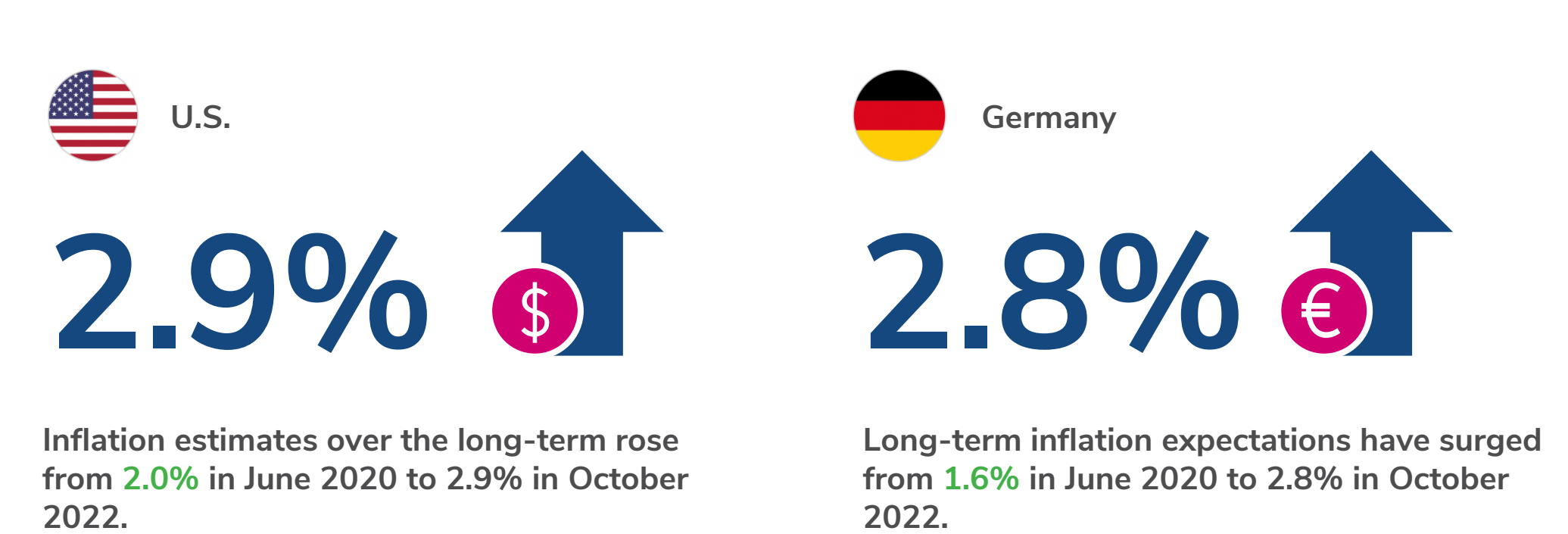


Source: U.S. Bureau of Labor Statistics and Eurostat

\* Data through September 2022 for the U.S. and August 2022 for the Eurozone.

## Long-Term Inflation Expectations (Median)

Data as of October 2022

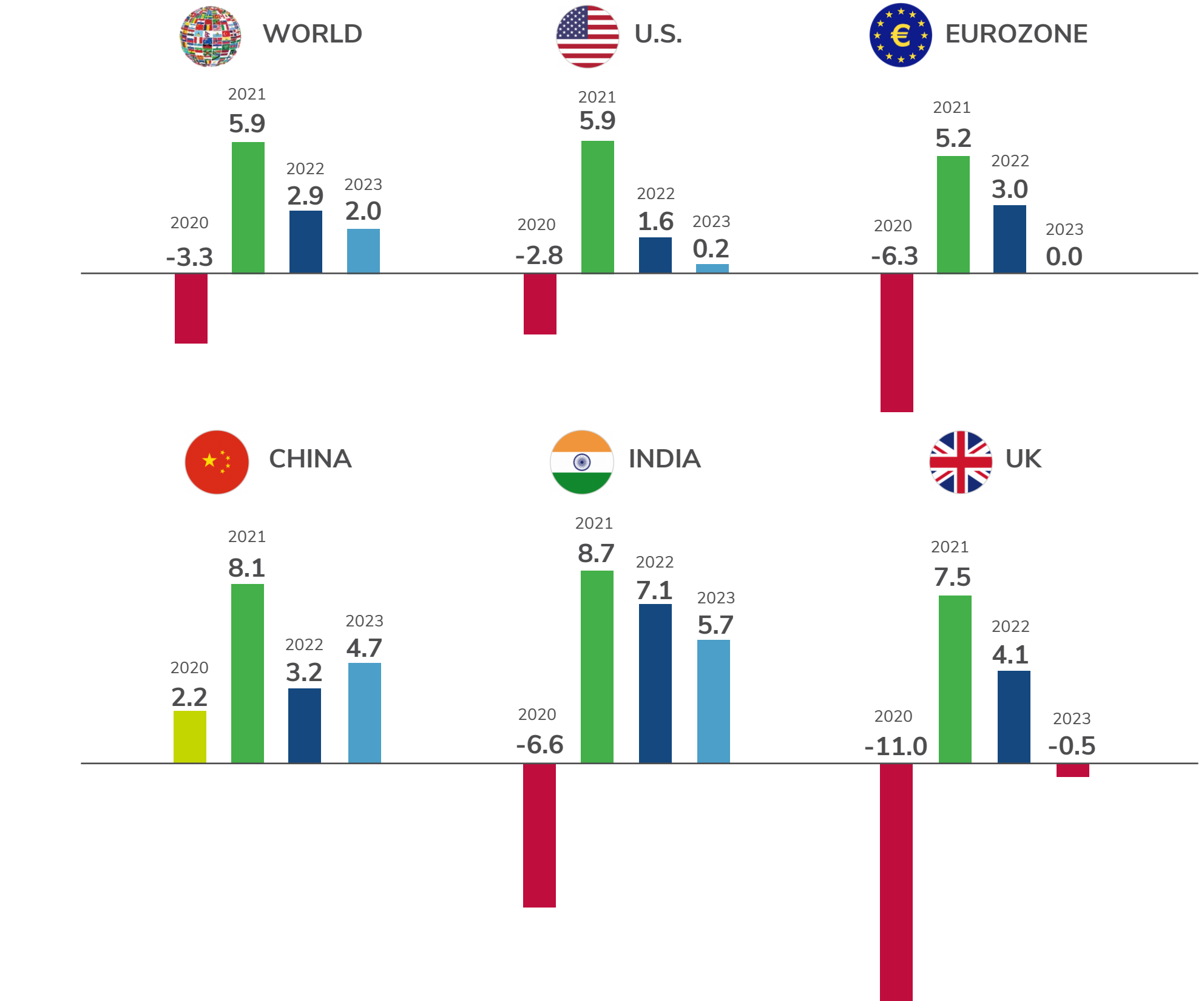


Sources of underlying U.S. data: Blue Chip Economic Indicators; Blue Chip Financial Forecasts, Consensus Economics, IHS Markit, Federal Reserve Bank of Cleveland, Federal Reserve Bank of Philadelphia (Aruoba Term Structure of Inflation Expectations, Livingston Survey, and Survey of Professional Forecasters), Oxford Economics and the University of Michigan Inflation Expectations.

Sources of underlying German data: Consensus Economics, Economist Intelligence Unit, IHS Markit, International Monetary Fund, Oxford Economics and PwC. Excludes inflation forecasts for 2022, as the indications were deemed an outlier and unduly influencing the long-term average.

## Real GDP Growth (%) Estimates (Median)

Data as of October 17, 2022



Sources: OECD, International Monetary Fund, World Bank, Blue Chip Economic Indicators, Consensus Economics, Economic Intelligence Unit, Fitch Ratings, IHS Markit, Moody's Analytics, Oxford Economics and S&P Global Ratings

**About Kroll**  
As the leading independent provider of risk and financial advisory solutions, Kroll leverages our unique insights, data and technology to help clients stay ahead of complex demands. Kroll's team of more than 6,500 professionals worldwide continues the firm's nearly 100-year history of trusted expertise spanning risk, governance, transactions and valuation. Our advanced solutions and intelligence provide clients the foresight they need to create an enduring competitive advantage. At Kroll, our values define who we are and how we partner with clients and communities. Learn more at Kroll.com.

M&A advisory, capital raising and secondary market advisory services in the United States are provided by Kroll Securities, LLC (member FINRA/SIPC), M&A advisory, capital raising and secondary market advisory services in the United Kingdom are provided by Kroll Securities Ltd., which is authorized and regulated by the Financial Conduct Authority (FCA). Valuation Advisory Services in India are provided by Kroll Advisory Private Limited (formerly, Duff & Phelps India Private Limited), under a category 1 merchant banker license issued by the Securities and Exchange Board of India.

© 2022 Kroll, LLC. All rights reserved.